

**SHEKHAR SANE**  
**B.Com.,ACMA,FCA,DISA(ICAI)**

Office: 020-29527158

Mobile: 98230-91364  
Mobile: 98220-50076

**S.H.SANE & CO.**  
**CHARTERED ACCOUNTANTS**  
**OFFICE :** Flat No.6,Radha-Krishna Heights,1435 Sadashiv Peth,  
Behind Grahak Peth, Off Tilak Road, Pune 411030

2012/16/17, Sadashiv Peth, "Ashwini Heights"  
"B" Wing, 2 nd Floor, Off Tilak Road, Next to  
Grahak Peth, Pune 411 030.

[shekhar@cashekharsane.com](mailto:shekhar@cashekharsane.com)  
[www.cashekharsane.com](http://www.cashekharsane.com)

**GSTN: 27ADXPS4689K1Z8**

**MSME:UDYAM-MH-26-0400452 (MICRO)**

**Limited Review Report on the Half year ended Un-audited Standalone Financial Results of the Company Pursuant to the Regulation 33 of the SEBI (Listing Obligations and Disclosure Requirements) Regulations, 2015, As Amended**

**Review Report**

To The Board of Directors

**Pune E Stock Broking Limited**

1. We have reviewed the accompanying statement of unaudited Standalone financial results of Pune E Stock Broking Limited (the 'Company') for the Half Year ended on September 30, 2024 (the "Statement") attached herewith, being submitted by the Company pursuant to the requirements of Regulation 33 of the SEBI (Listing Obligations and Disclosure Requirements) Regulations, 2015 ('the Regulation') as amended, from time to time (the "Listing Regulations").
2. The preparation of the Statement in accordance with the recognition and measurement principles laid down in Accounting Standard 25, "Interim Financial Reporting" prescribed under Section 133 of the Companies Act, 2013, as amended, read with relevant rules issued thereunder and other accounting principles generally accepted in India. Our responsibility is to issue a report on these financial statements based on our review.
3. We conducted our review of the Statement in accordance with the Standard on Review Engagements (SRE) 2410, "Review of Interim Financial Information Performed by the Independent Auditor of the Entity" issued by the Institute of Chartered Accountants of India. This standard requires that we plan and perform the review to obtain moderate assurance as to whether the Statement is free of material misstatement. A review is limited primarily to inquiries of company personnel and analytical procedures applied to financial data and thus provides less assurance than an audit. We have not performed an audit and accordingly, we do not express an audit opinion.



ATM 215



4. Based on our review conducted as above, nothing has come to our attention that causes us to believe that the accompanying Statement of unaudited Standalone financial results, prepared in accordance with applicable Accounting Standards and other recognized accounting practices and policies has not disclosed the information required to be disclosed in terms of Regulation 33 of the SEBI (Listing Obligations and Disclosure Requirements) Regulations, 2015 including the manner in which it is to be disclosed, or that it contains any material misstatement.

For S.H Sane & Company  
Chartered Accountants  
FRN: 114491W



CA Shekhar Sane  
Proprietor  
M. No. 047938  
UDIN: 24047938BKBHAB9223  
Place: PUNE  
Date: 08th November 2024





**SHEKHAR SANE**  
**B.Com.;ACMA,FCA,DISA(ICAI)**

Office: 020-29527158

Mobile: 98230-91364

Mobile: 98220-50076

**S.H.SANE & CO.**  
**CHARTERED ACCOUNTANTS**  
**OFFICE :** Flat No.6,Radha-Krishna Heights,1435 Sadashiv Peth,  
Behind Grahak Peth, Off Tilak Road, Pune 411030

2012/16/17, Sadashiv Peth, "Ashwini Heights"  
"B" Wing, 2 nd Floor, Off Tilak Road. Next to  
Grahak Peth, Pune 411 030.

[shekhar@cashekarsane.com](mailto:shekhar@cashekarsane.com)

[www.cashekarsane.com](http://www.cashekarsane.com)

**GSTN: 27ADXPS4689K128**

**MSME:UDYAM-MH-26-0400452 (MICRO)**

**Independent Auditor's Review Report On the Half Yearly Unaudited Consolidated Financial Results of the Company Pursuant to the Regulation 33 of the SEBI (Listing Obligations and Disclosure Requirements) Regulations, 2015, As Amended**

**Review Report**

To The Board of Directors

**Pune E Stock Broking Limited**

1. We have reviewed the accompanying Statement of unaudited Consolidated Financial Results of Pune E Stock Broking Limited ("the Parent"), which includes its subsidiary (the Parent, its subsidiaries and associates together referred to as 'the Group') for the half year ended September 30, 2024 (the "Statement") attached herewith, being submitted by the Parent pursuant to the requirements of Regulation 33 of the SEBI (Listing Obligations and Disclosure Requirements) Regulations, 2015, as amended as amended from time to time ('the Listing Regulation').
2. This Statement, which is the responsibility of the Parent's Management and approved by the Parent's Board of Directors, has been prepared in accordance with the recognition and measurement principles laid down in Accounting Standard 25, "Interim Financial Reporting" prescribed under Section 133 of the Companies Act, 2013, as amended, read with relevant rules issued thereunder and other accounting principles generally accepted in India. Our responsibility is to express a conclusion on the Statement based on our review.
3. We conducted our review of the Statement in accordance with the Standard on Review Engagements (SRE) 2410, "Review of interim Financial Information Performed by the Independent Auditor of the Entity" issued by the Institute of Chartered Accountants of India. A review of interim financial information consists of making inquiries, primarily of persons responsible for financial and accounting matters, and applying analytical and other review procedures. A review is substantially less in scope than an audit conducted in accordance with Standards on Auditing and consequently does not enable us to obtain assurance that we would become aware of all significant matters that might be identified in an audit. Accordingly, we do not express an audit opinion. We also performed procedures in accordance with the Circular issued by the Securities and Exchange Board of India under Regulation 33(8) of the SEBI (Listing Obligations and Disclosure Requirements) Regulations, 2015 as amended, to the extent applicable.



*ASHK*



4. The Statement includes the results of the following entities:

Name of the Entity	Relationship
Pune Finvest Limited	Subsidiary Company
Pune E Stock Broking IFSC Limited	Wholly Owned Subsidiary Company
Bumble Jumble Private Limited	Associate

5. The accompanying Statement includes the unaudited interim financial results and other financial information of subsidiary, wholly owned subsidiary company and associate whose interim financial results as on September 30, 2024 have not been audited by us. These un audited financial statements have been reviewed by other auditor whose reports have been furnished to us by the Management and our opinion on the un audited consolidated financial statements, in so far as it relates to the amounts and disclosures included in respect of the group, is based solely on the review reports of the other auditor and procedure performed by us as stated in paragraph 3 above. Our conclusion, in so far as it relates to the affairs of such subsidiary/Associate is based solely on the report of management. Our conclusion is not modified in respect of this matter.

6. Based on our review conducted and procedures performed as stated in paragraph 3 above and based on the consideration of the other auditor review reports of subsidiary, Wholly own subsidiary company and associate referred to in paragraph 5 above, nothing has come to our attention that causes us to believe that the accompanying Statement, prepared in accordance with recognition and measurement principles laid down in the aforesaid Accounting Standard specified under Section 133 of the Companies Act, 2013, as amended, read with relevant rules issued thereunder and other accounting principles generally accepted in India, has not disclosed the information required to be disclosed in terms of the Regulation 33 of the SEBI (Listing Obligations and disclosure Requirements) Regulations 2015, including the manner in which it is to be disclosed, or that it contains any material misstatement.

For S.H Sane & Company  
Chartered Accountants  
FRN: 114491W



CA Shekhar Sane  
Proprietor  
M. No. 047938  
UDIN: 24047938BKBHAA5983  
Place: PUNE  
Date: 08<sup>th</sup> November 2024





**PUNE E- STOCK BROKING LIMITED**

CIN: L67120PN2007PLC130374

1198, Shukrawar Peth, Subhash Nagar, Lane No. 3, Pune - 411002


Email: cs@pesb.co.in; Phone No.: 02041000600; Website: www.pesb.co.in

**Statement of Unaudited Standalone Profit & Loss for half year ended 30 September, 2024**

(Amount Rs. in Lakhs)

	Particulars	Half year ended 30 Sept, 2024 (Unaudited)	Half year ended Sept 30, 2023 (Audited)	Year ended March 31, 2024 (Audited)	Year ended March 31, 2023 (Audited)
1	<b>Income from Operations</b>				
	(a) Net Sales/Income from Operations	3932.80	2,575.24	6,472.08	3,168.66
	(b) Other Operating Income	984.13	344.00	982.19	425.28
	<b>Total income from Operations (net)</b>	<b>4916.93</b>	<b>2,919.24</b>	<b>7,454.27</b>	<b>3,593.94</b>
2	<b>Expenses</b>				
	(a) Employee benefits expense	230.66	145.60	354.26	317.14
	(b) Depreciation and amortisation expense	54.11	33.38	68.00	61.10
	(c) Other expenses	3050.05	1,937.67	5,342.31	2,234.33
	<b>Total Expenses</b>	<b>3334.82</b>	<b>2,116.65</b>	<b>5,764.57</b>	<b>2,612.57</b>
3	Profit / (Loss) from ordinary activities before finance costs and exceptional items (3 + 4)	1582.11	802.59	1,689.70	981.37
4	Finance Costs	184.99	60.79	163.84	137.94
5	Profit / (Loss) from ordinary activities after finance costs but before exceptional items (5 + 6)	<b>1397.12</b>	<b>741.80</b>	<b>1,525.86</b>	<b>843.43</b>
6	Exceptional Items	-	-	-	-
7	Profit / (Loss) from ordinary activities before tax (7 + 8)	1397.12	741.80	1,525.86	843.43
8	Tax expense	352.18	189.16	368.95	209.69
9	Net Profit / (Loss) from ordinary activities after tax (9 + 10)	<b>1044.94</b>	<b>552.64</b>	<b>1,156.92</b>	<b>633.74</b>
10	Extraordinary items	-	-	-	-
11	<b>Net Profit / (Loss) for the period (11 + 12)</b>	<b>1044.94</b>	<b>552.64</b>	<b>1,156.92</b>	<b>633.74</b>
12	Paid -up equity share capital (Face Value of the Share shall be indicated)	10.00	10.00	10.00	10.00
13	Earnings Per Share (of Rs. 10 /- each) (not annualised):				
a	Basic	6.68	5.00	10.28	5.74
b	Diluted	6.68	5.00	10.28	5.74

Date: November 08, 2024  
Place: Pune



For Pune E Stock Broking Limited

Vrajesh K Shah  
Chairman and Managing Director




Statement of Unaudited Standalone Balance Sheet as at 30 September, 2024

(Amount Rs. in Lakhs)

	Particulars	As at 30 September, 2024 (Unaudited)	As at 30 September, 2023 (Audited)	As at 31 March, 2024 (Audited)	As at 31 March, 2023 (Audited)
I	<b>EQUITY AND LIABILITIES</b>				
	Shareholders' Funds				
	(a) Equity Share Capital	1565.09	1104.45	1565.09	736.30
	(b) Reserves and Surplus	10856.66	5845.07	9811.72	5660.58
	<b>Non-Current Liabilities</b>				
	(a) Long-Term Borrowings	1513.00	911.28	815.00	-
	(b) Other Long-Term Liabilities	493.13	466.72	365.35	605.22
	(c) Deferred Tax Liabilities (net)	-	-	-	-
	(d) Long-Term Provisions	3.23	-	1.50	-
	<b>Current liabilities</b>				
	(a) Short-Term Borrowings	1862.15	1042.24	1823.80	1077.74
	(b) Trade Payables	-	-	-	-
	(i) total outstanding dues of micro enterprises and small enterprises; and	-	-	-	-
	(ii) total outstanding dues of creditors other than micro enterprises and small enterprises	11576.45	10778.28	10260.46	4992.45
	(c) Other Current Liabilities	79.56	252.41	201.15	168.30
	(d) Short-Term Provisions	720.40	189.16	381.07	215.76
	<b>TOTAL EQUITY AND LIABILITIES</b>	<b>28669.67</b>	<b>20589.60</b>	<b>25225.13</b>	<b>13456.36</b>
II	<b>ASSETS</b>				
	<b>Non-current assets</b>				
	(a) Property, Plant and Equipment and Intangible assets				
	(i) Property, Plant and Equipment	840.36	774.00	845.16	759.70
	(ii) Intangible Assets	1.83	4.44	1.95	4.44
	(b) Non Current Investments	11674.52	3470.97	9886.93	2316.85
	(c) Deferred Tax Assets (net)	24.31	26.58	28.72	26.58
	(d) Long term loans and advances	-	-	-	-
	(e) Other non-current assets	2532.76	245.29	335.79	245.71
	<b>Current assets</b>				
	(a) Current investments	-	-	-	-
	(a) Trade Receivables	6451.69	4161.28	4084.69	2296.98
	(b) Cash and Bank Balances	6007.53	11482.07	9384.54	7389.39
	(c) Short-Term Loans and Advances	35.64	50.23	41.08	59.18
	(d) Other Current Assets	1101.04	374.74	616.28	357.51
	<b>TOTAL ASSETS</b>	<b>28669.67</b>	<b>20589.6</b>	<b>25225.13</b>	<b>13456.36</b>

Date: November 08, 2024  
Place: Pune



For Pune E- Stock Broking Limited

Vrajesh K Shah  
Chairman and Managing Director



**PUNE E- STOCK BROKING LIMITED**

CIN: L67120PN2007PLC130374

1198, Shukrawar Peth, Subhash Nagar, Lane No. 3, Pune - 411002

Email: cs@pesb.co.in; Phone No.: 02041000600; Website: www.pesb.co.in

**Statement of Unaudited Standalone Cashflow for the half year ended 30 September, 2024**

Amount (Rs. in lakhs)

Particulars	For Half year ended 30 Sept, 2024 (Unaudited)	For year ended 2023-24 (Audited)
<b>Profit before tax</b>	1397.12	1525.87
<b>Add/(Less): Adjustments for</b>		
Depreciation	54.11	68.00
Finance Cost	184.99	163.84
Interest Income	-601.56	-775.02
Rental Income	-1.20	-6.00
Profit from Redemption of Mutual Funds/ Sale of Shares		
Dividend Income	-4.13	-5.98
Provision on Gratuity		
<b>Operating Profit before working capital changes</b>	<b>1029.33</b>	<b>970.70</b>
<b>Changes in operating assets and liabilities:</b>		
Increase/(decrease) in Other Long Term Liabilities	127.79	-239.87
Increase/(decrease) in trade payables	1315.99	5268.01
Increase/(decrease) in other current liabilities	-121.59	32.85
Increase/(decrease) in Short Term Provisions	-8.44	-206.07
Increase/(decrease) in Long Term Provisions	1.73	1.50
Decrease/(increase) in Other Non-current Assets	-2196.97	-90.08
Decrease/(increase) in Short Term Loans and advances	5.44	18.09
Decrease/(increase) in trade receivables	-2367.00	-1787.70
Decrease/(increase) in other current assets	-766.32	107.04
<b>Cash generated / (used from) / in operations</b>	<b>-2980.05</b>	<b>4074.46</b>
Income taxes paid	281.56	-365.81
<b>Net cash flow from operations (A)</b>	<b>-2698.48</b>	<b>3708.65</b>
<b>Cash flow from investing activities</b>		
Purchase of Fixed Assets	-49.19	-150.96
Investment Income		.00
Sale/(Purchase) of Current Investments		
Purchase of Non Current Investments	-1787.58	-7570.08
Dividend Income	4.13	5.98
Rental Income	1.20	6.00
<b>Net cash used in investing activities (B)</b>	<b>-1831.45</b>	<b>-7709.06</b>
<b>Cash flow from financing activities</b>		
Proceeds from issue of equity shares		3823.31
Proceeds/(Repayment) of Long Term Borrowings	698.00	815.00
Proceeds/(Repayment) of Short Term Borrowings	38.35	746.06
Interest Income	601.56	775.02
Interest Cost	-184.99	-163.84
<b>Net cash flow from / (used in) financing activities (C)</b>	<b>1152.92</b>	<b>5995.55</b>
<b>Net increase/(decrease) in cash and cash equivalents (A+B+C)</b>	<b>-3377.01</b>	<b>1995.14</b>
<b>Cash and cash equivalents at the beginning of the year</b>	<b>9384.54</b>	<b>7389.39</b>
<b>Cash and cash equivalents at the closing of the year</b>	<b>6007.53</b>	<b>9384.54</b>

a) Cash and Cash Equivalents included in Cash Flow Statement comprise of following :


Particulars	For the Half year ended 30th Sept, 2024 (Unaudited)	For the year ended 2023-24
Cash in hand	1.62	.04
Cheques in hand		.00
Balances with Banks in Current Accounts	32.80	340.56
Fixed Deposit Balances	5973.11	9043.94
<b>Total</b>	<b>6007.53</b>	<b>9384.54</b>

See accompanying notes 1 to 24 forming part of the financial statements and significant accounting policies

For Pune E- Stock Broking Limited

Date: November 08, 2024

Place: Pune

Vrajesh K. Shah  
Chairman and Managing Director





**PUNE E- STOCK BROKING LIMITED**

CIN: L67120PN2007PLC130374

1198, Shukrawar Peth, Subhash Nagar, Lane No. 3, Pune - 411002

Email: cs@pesb.co.in; Phone No.: 02041000600; Website: www.pesb.co.in

**Notes:**

1	<p>These unaudited standalone financial results have been prepared in accordance with the Accounting Standard (referred to as "AS") 25 Interim Financial Reporting prescribed under Section 133 of the Companies Act, 2023 read with Companies (Indian Accounting Standard) Rules as amended from time to time. These unaudited standalone financial results of Pune E Stock Broking Limited for the six months ended September 30, 2024 have been reviewed by the Audit Committee and approved by the Board of Directors at its meeting held on November 8, 2024. The Statutory auditors have carried out a limited review of the above standalone unaudited financial results of the Group for the six months ended September 30, 2024</p>
2	<p>The company operates only in one business segment i.e. "equity, currency and commodity broking and its related activities". Hence the company does not have any reportable segments as per the AS 17- Segment Reporting for the current period.</p>
3	<p>The unaudited standalone financial results of Pune E Stock Broking Limited are available on the company's website-www.pesb.co.in and on the stock exchange web site www.bseindia.com.</p>
	<p>On behalf of the Board of Directors For Pune E- Stock Broking Limited</p> <p>Date: November 08, 2024 Place: Pune</p> <p> Vrajesh K Shah Chairman and Managing Director</p>



**PUNE E- STOCK BROKING LIMITED**

CIN: L67120PN2007PLC130374

1198, Shukrawar Peth, Subhash Nagar, Lane No. 3, Pune - 411002

Email: cs@pesb.co.in; Phone No.: 02041000600; Website: www.pesb.co.in

**Statement of Unaudited Consolidated Profit & Loss for half year ended 30 September, 2024****(Amount Rs. in Lakhs)**

	Particulars	Half year ended 30 Sept, 2024 (Unaudited)	Half year ended Sept 30,2023 (Audited)	Year ended 31 March, 2024 (Audited)	Year ended 31 March, 2023 (Audited)
1	<b>Income from Operations</b>				
	(a) Net Sales/Income from Operations	4031.94	2,666.77	6,643.12	3,575.08
	(b) Other Operating Income	1235.59	344.02	982.37	528.02
	<b>Total income from Operations (net)</b>	<b>5267.53</b>	<b>3,010.80</b>	<b>7,625.49</b>	<b>4,103.10</b>
2	<b>Expenses</b>				
	(a) Employee benefits expense	233.48	152.07	364.20	327.64
	(b) Depreciation and amortisation expense	54.11	33.59	68.30	61.52
	(c) Other expenses	3055.85	1,948.29	5,358.05	2,249.19
	<b>Total Expenses</b>	<b>3343.44</b>	<b>2,133.95</b>	<b>5,790.55</b>	<b>2,638.35</b>
3	Profit / (Loss) from ordinary activities before finance costs and exceptional items (3 + 4)	1924.09	876.85	1,834.94	1,464.75
4	Finance Costs	184.99	60.79	163.84	246.02
5	Profit / (Loss) from ordinary activities after finance costs but before exceptional items (5 + 6)	1739.09	816.05	1,671.10	1,218.73
6	Exceptional Items	-	-	-	-
7	Profit / (Loss) from ordinary activities before tax (7 + 8)	1739.09	816.05	1,671.10	1,218.73
8	Tax expense	384.29	205.38	405.50	254.21
9	Net Profit / (Loss) from ordinary activities after tax (9 + 10)	1354.80	610.67	1,265.60	964.52
10	Extraordinary items	-	-	-	-
11	<b>Net Profit / (Loss) for the period (11 + 12)</b>	<b>1354.80</b>	<b>610.67</b>	<b>1,265.60</b>	<b>964.52</b>
12	Share of Profit / (loss) of associates	-	-	-	-
13	Minority Interest	64.37	11.44	22.30	62.92
14	<b>Net Profit / (Loss) after taxes, minority interest and share of profit / (loss) of associates (13 + 14 + 15)</b>	<b>1290.43</b>	<b>599.23</b>	<b>1,243.30</b>	<b>901.60</b>
15	Paid -up equity share capital (Face Value of the Share shall be indicated)	10.00	10.00	10.00	10.00
16	Earnings Per Share (of Rs. 10/- each) (not annualised):				
a	Basic	8.25	5.43	11.04	8.16
b	Diluted	8.25	5.43	11.04	8.16

Date: November 08, 2024

Place: Pune

For Pune E- Stock Broking Limited

  
 Vrajesh K. Shah  
 Chairman and Managing Director




**PUNE E- STOCK BROKING LIMITED**

CIN: L67120PN2007PLC130374

1198, Shukrawar Peth, Subhash Nagar, Lane No. 3, Pune - 411002

Email: cs@pesb.co.in; Phone No.: 02041000600; Website: www.pesb.co.in

**Statement of Unaudited Consolidated Balance Sheet as at 30 September, 2024**

(Amount Rs. in Lakhs)

	Particulars	As at 30 September, 2024 (Unaudited)	As at 30 September, 2023 (Audited)	As at 31 March, 2024 (Audited)	As at 31 March, 2023 (Audited)
I	<b>EQUITY AND LIABILITIES</b>				
	Shareholders' Funds				
	(a) Equity Share Capital	1565.09	1104.45	1565.09	736.30
	(b) Reserves and Surplus	12447.13	7155.22	11163.59	6918.36
	Minority Interest	494.15	418.91	429.77	407.47
	<b>Non-Current Liabilities</b>				
	(a) Long-Term Borrowings	1513.00	911.28	815.00	776.00
	(b) Other Long-Term Liabilities	503.57	477.15	375.78	615.65
	(c) Deferred Tax Liabilities (net)	-	-	-	-
	(d) Long-Term Provisions	3.23	-	1.50	-
	<b>Current liabilities</b>				
	(a) Short-Term Borrowings	1862.15	1042.24	1823.80	1077.74
	<b>(b) Trade Payables</b>				
	(i) total outstanding dues of micro enterprises and small enterprises; and	-	-	-	-
	(ii) total outstanding dues of creditors other than micro enterprises and small enterprises	11555.45	10773.73	10260.46	4992.45
	(c) Other Current Liabilities	123.43	132.41	88.08	61.26
	(d) Short-Term Provisions	720.40	205.38	381.07	215.76
	<b>TOTAL EQUITY AND LIABILITIES</b>	<b>30787.59</b>	<b>22220.76</b>	<b>26904.14</b>	<b>15801.00</b>
II	<b>ASSETS</b>				
	<b>Non-current assets</b>				
	(a) Property, Plant and Equipment and Intangible assets				
	(i) Property, Plant and Equipment	921.89	782.44	931.92	768.36
	(ii) Intangible Assets	1.83	4.44	1.95	4.44
	(b) Non Current Investments	11092.78	2,889.98	9,306.23	1,734.85
	(c) Deferred Tax Assets (net)	28.26	30.25	32.81	30.25
	(d) Other non-current assets	2543.76	321.10	351.56	322.87
	<b>Current assets</b>				
	(a) Current investments	-	-	-	-
	(a) Trade Receivables	6451.69	4,161.28	4,085.76	2,296.98
	(b) Cash and Bank Balances	6195.46	11,561.03	9,868.88	7,479.56
	(c) Short-Term Loans and Advances	2418.78	2,060.21	1,708.21	2,789.17
	(d) Other Current Assets	1133.16	414.04	616.81	374.54
	<b>TOTAL ASSETS</b>	<b>30787.59</b>	<b>22224.76</b>	<b>26904.14</b>	<b>15801.00</b>

Date: November 08, 2024  
Place: Pune

For Pune E- Stock Broking Limited

Vrajesh K Shah  
Chairman and Managing Director





**PUNE E- STOCK BROKING LIMITED**

CIN: L67120PN2007PLC130374

1198, Shukrawar Peth, Subhash Nagar, Lane No. 3, Pune - 411002

Email: cs@pesb.co.in; Phone No.: 02041000600; Website: www.pesb.co.in

**Statement of Unaudited Consolidated Cash Flow for half year ended 30 September, 2024**

Particulars	Amount ( Rs. in lakhs)	
	For Half year ended 30 Sept, 2024	For year ended 31 March, 2024
<b>Profit before tax</b>	<b>1739.09</b>	<b>1671.10</b>
<b>Add/(Less): Adjustments for</b>		
Depreciation	54.11	68.30
Finance Cost	184.99	163.84
Interest Income	-700.46	-775.02
Rental Income	-1.20	-6.00
Profit from sale of shares		
Profit from Redemption of Mutual Funds	.00	.00
Dividend Income	-4.13	-5.98
Short Provision for Taxation	.00	.00
Post Acquisition profit from Associate	1.59	2.63
<b>Operating Profit before working capital changes</b>	<b>1274.00</b>	<b>1118.87</b>
<b>Changes in operating assets and liabilities:</b>		
Increase/(decrease) in Other Long Term Liabilities	127.79	-1015.87
Increase/(decrease) in trade payables	1294.99	5268.01
Increase/(decrease) in other current liabilities & Short Term Provisions	-308.42	-180.75
Increase/(decrease) in Long Term Provisions	1.73	1.50
Decrease/(increase) in Other Non-current Assets	-2192.19	-89.00
Decrease/(increase) in Short Term Loans and advances	-710.56	1080.95
Decrease/(increase) in trade receivables	-2365.93	-1788.78
Decrease/(increase) in other current assets	-516.34	110.42
Decrease/(increase) in Current Investments	.00	76.15
<b>Cash generated from operations</b>	<b>-3394.94</b>	<b>4581.50</b>
Income taxes paid	303.36	-397.63
<b>Net cash flow from operations (A)</b>	<b>-3091.58</b>	<b>4183.87</b>
<b>Cash flow from investing activities</b>		
Purchase of Fixed Assets	-49.19	-229.37
Investment Income	.00	.00
Sale/(Purchase) of Current Investments	.00	.00
Purchase of Non Current Investments	-1795.03	-7572.72
Dividend Income	4.13	5.98
Rental Income	1.20	6.00
Sale of Fixed Assets	5.24	
<b>Net cash used in investing activities (B)</b>	<b>-1833.66</b>	<b>-7790.10</b>
<b>Cash flow from financing activities</b>		
Proceeds from issue of equity shares		3823.31
Proceeds/(Repayment) of Long Term Borrowings	698.00	815.00
Proceeds/(Repayment) of Short Term Borrowings	38.35	746.06
Interest Income	700.46	775.02
Interest Cost	-184.99	-163.84



Net cash flow from/ (used in) financing activities ( C)	1251.81	5995.55
Net increase/(decrease) in cash and cash equivalents (A+B+C)	-3673.42	2389.32
Cash and cash equivalents at the beginning of the year	9868.88	7479.56
Cash and cash equivalents at the closing of the year	6195.46	9868.88

a) Cash and Cash Equivalents included in Cash Flow Statement comprise of following:

Particulars	For Half year ended 30 Sept, 2024	For year ended 31 March, 2024
Cash in hand	2.28	.08
Cheques in hand	.00	.00
Balances with Banks in Current Accounts	220.07	824.86
Fixed Deposit Balances	5973.11	9043.94
	6195.46	9868.88

Date: November 08, 2024  
Place: Pune

For Pune E- Stock Broking Limited

Vrajesh K Shah  
Chairman and Managing Director






**PUNE E- STOCK BROKING LIMITED**

CIN: L67120PN2007PLC130374

1198, Shukrawar Peth, Subhash Nagar, Lane No. 3, Pune - 411002

Email: cs@pesb.co.in; Phone No.: 02041000600; Website: www.pesb.co.in

**Notes:**

Notes:	
1	These unaudited consolidated financial results have been prepared in accordance with the Accounting Standard (referred to as "AS") 25 Interim Financial Reporting prescribed under Section 133 of the Companies Act, 2023 read with Companies (Indian Accounting Standard) Rules as amended from time to time. These unaudited consolidated financial results of Pune E Stock Broking Limited (the "Holding Company") and its subsidiaries (together referred as "Group") for the six months ended September 30, 2024 have been reviewed by the Audit Committee and approved by the Board of Directors at its meeting held on November 8, 2024. The Statutory auditors have carried out a limited review of the above consolidated unaudited financial results of the Group for the six months ended September 30, 2024
2	The Group operates only in one business segment i.e. "equity, currency and commodity broking and its related activities"". Hence the Group does not have any reportable segments as per the AS 17- Segment Reporting for the current period.
3	The unaudited stand alone and consolidated financial results of Pune E Stock Broking Limited are available on the company's website- www.pesb.co.in and on the stock exchange web site www.bseindia.com.
<div data-bbox="630 1025 865 1258"></div> <div data-bbox="359 1227 619 1288">Date: November 08, 2024 Place: Pune</div> <div data-bbox="938 1086 1339 1288">On behalf of the Board of Directors For Pune E- Stock Broking Limited  Vrajesh K Shah Chairman and Managing Director</div>	